



Infinite Campus Mobile App

- 1) To download the Infinite Campus Mobile Portal application go to any of the the following app stores:



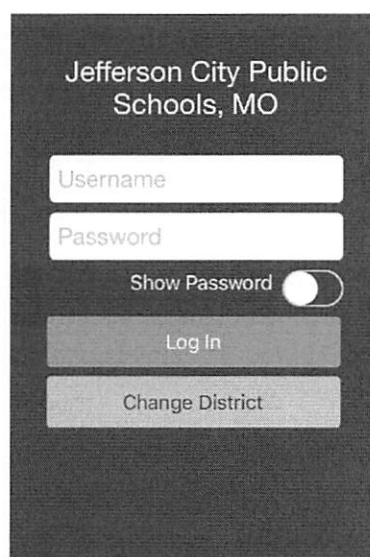

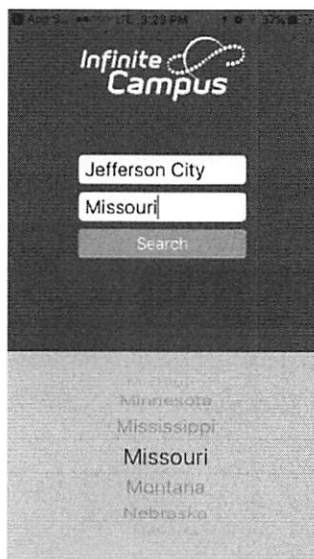
- 2) Parent/Guardian search for an app called **Campus Parent**



- Student search for an app called **Campus Student**



- 3) Launch the Campus App and then enter the district name (**Jefferson City Public Schools**) and the state (**Missouri**). Select Jefferson City Public Schools. This will take you to the login screen where you will enter your username and password to log in.



Username and Password:

When creating a username and password, the password **must** be a minimum of 8 characters and contain a combination of two or more of the following: letters (upper or lower case), numbers, symbols, punctuation.

- **Parents:** The username and password have been provided to you if a Parent Portal Request form has been completed. If you do not have a username and password, the form can be obtained at the school office or online by clicking [here](#). You will be required to show a photo ID to verify you are the guardian.
- **Students:** Students grade 6-12 have a portal account automatically created for them. The username and password have been provided to them by the school. If the student does not remember his/her username and password, please visit the counseling office.

For more information about the mobile app or for support assistance click on the link below:
<http://media.infinitecampus.com/public/html/mobile/faq.html>